

## Show a Picture in Event or Blog Lists

For help or more info, contact the Communications Team: [web@uifeaston.org](mailto:web@uifeaston.org)


This tutorial shows you how to add a picture to your blog post or calendar event that will appear in blog or calendar lists, like this:

Events

---

### All Church Retreat - UU Delmarva Cluster

October 2 @ 5:00 am - October 4 @ 5:00 pm  
[YMCA Camp Tockwogh, 24370 Still Pond Neck Rd, Warton, MD](#) + [Google Map](#)




Don't Miss Out! Save the Date: October 2nd-4th, 2015 All Church Retreat with Churches from the Delmarva Cluster at YMCA Camp Tockwogh in Warton, MD A subcommittee of the UUs of the Delmarva Cluster is working hard to create an enriching experience for folks of all ages. For more information and to suggest your ideas about how to create a rewarding retreat, please contact Ann Davis [awd1620@aol.com](mailto:awd1620@aol.com) [Read more](#) and download the registration form [here](#).

[Find out more >](#)

---

### Sunday Worship Service

October 4 @ 10:00 am - 11:00 am | [Recurring Event \(See all\)](#)  
[The Unitarian Universalist Fellowship at Easton, 7401 Ocean Gateway, Easton, MD 21601 United States](#) + [Google Map](#)



[Read More](#) This Sunday at UIFE Schedule of Social Justice Outreach Collections

[Find out more >](#)

---

### National Humane Society (in Archer-Shee room)


October 5 @ 5:30 pm - 8:00 pm  
[The Unitarian Universalist Fellowship at Easton, 7401 Ocean Gateway, Easton, MD 21601 United States](#) + [Google Map](#)

[Find out more >](#)

---

### Men's Lunch (Romeos)

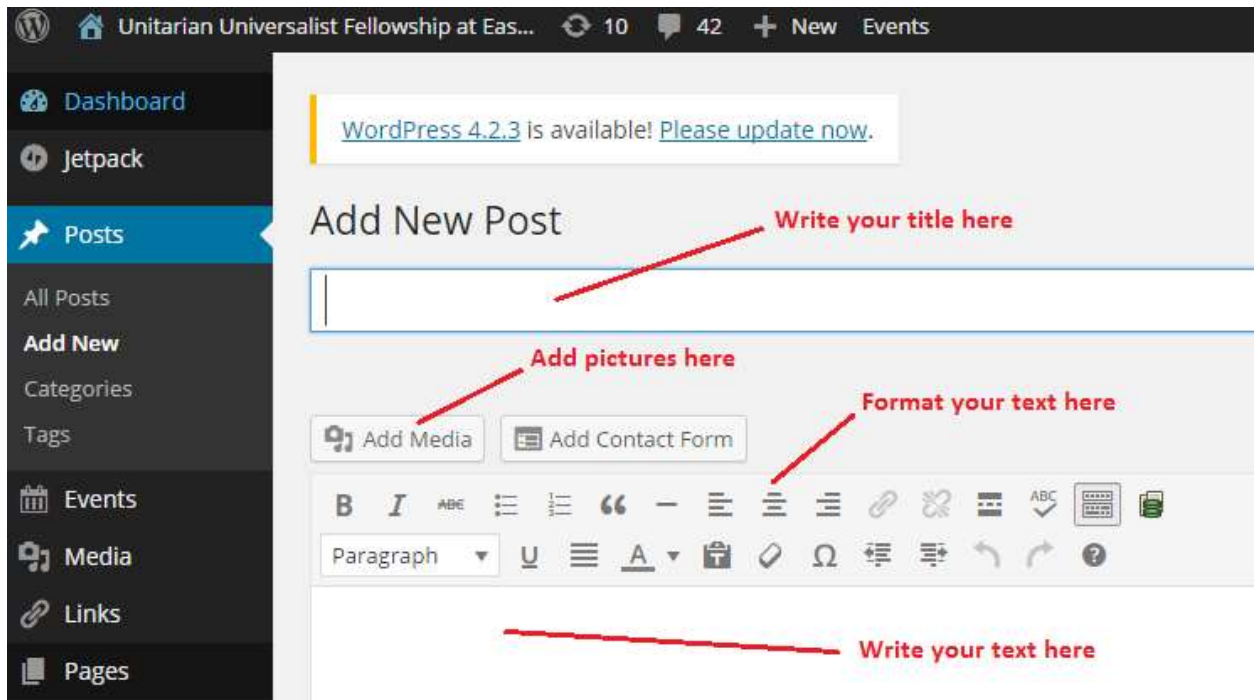
October 7 @ 12:00 pm - 2:00 pm | [Recurring Event \(See all\)](#)  
[The Unitarian Universalist Fellowship at Easton, 7401 Ocean Gateway, Easton, MD 21601 United States](#) + [Google Map](#)



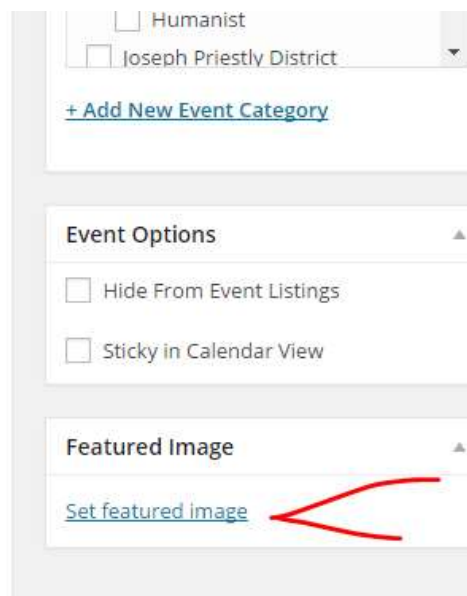
[1st Wednesday] Join in the conversation at a restaurant of Jerry Fairbank's choice. He will email all ROMEO regulars, Retired Old Men Eating Out, a few days before. All UIFE members and friends are invited to attend. Contact Jerry Fairbanks

[Find out more >](#)

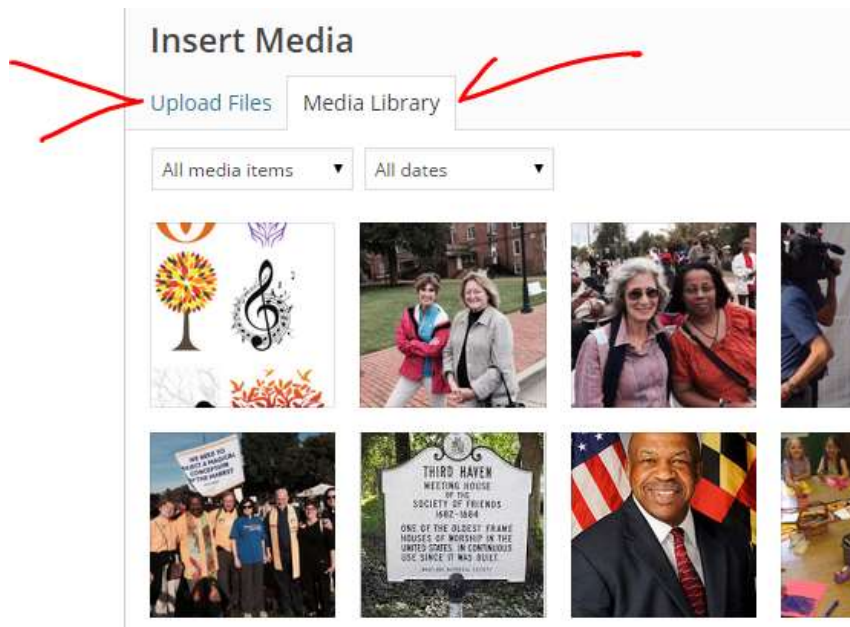
1. See the other tutorials about how to create and edit a blog post or web page like this:



2. Once you have created your new blog post or event page, click the *Set Featured Image* link found on the right side of the page, below categories and other option lists:



3. You can upload a new image file or use one already in the Media Library on the website. The best file size for Featured Images is about 360x240 pixels. If you don't know how to resize your image file, please ask the Communications Team: [web@uufeaston.org](mailto:web@uufeaston.org).



Drop files anywhere to upload


or



Maximum upload file size: 32 MB.

4. After your file uploads, click *Set Featured Image*:

ATTACHMENT DETAILS




download.jpg  
September 23, 2015  
7 kB  
119 × 160  
[Edit Image](#)  
[Delete Permanently](#)

URL

Title

Caption

Alt Text



5. Save your page. View your page in a blog or calendar list to see if the picture looks right. Problems with display can be fixed by adjusting the file size to about 360 pixels wide by 240 pixels high.